

Full Report

Generated on: 20th Apr 2021

Company

COFACE BALTICS SERVICES UAB

International Name: COFACE BALTICS SERVICES Ltd

Principal Address:

A.Tumeno g. 4
01109 Vilnius
Lithuania
Telephone: +370-52791727
Fax: +370-52791754
Email: office-lithuania@coface.com
Web: http://www.coface.lt

ICON number: 84014380

Easy number: 00006734409738

National ID: 300574165

VAT number: LT100002545611

Date of Last Major Update:

28.09.2020

Summary

<p>Credit Score 6</p>	<p>Recommended Maximum Credit EUR 10.000</p>	<p>Legal events ✓</p>
<p>Activity status Active company</p>	<p>Main activity NACE 7022</p>	<p>Employees 25</p>

Credit Information



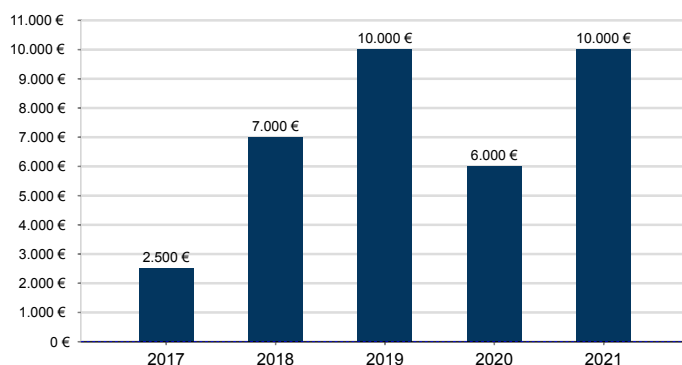
Recommended Maximum Credit:

EUR 10.000

Maximum Credit is to be understood as the highest possible engagement for a supplier delivering goods or rendering services on open terms with an average of 60 days. The calculation is based on the assumption that, on the average, the company in question has 5 suppliers which deliver goods or render services at the same time. This amount is a commercial credit limit guide and is not written through the Coface Global underwriting centres. Unless there is a specific contractual agreement the commercial credit limit cannot be considered as a credit insurance guarantee by Coface.

The corona virus outbreak is having serious implications on the economy worldwide. Countries are taking serious measures, affecting every day and economic life. As the circumstances can change at any time, we recommend you to closely monitor the developments with subject matter as well as the general situation in the sector of activity and in the country.

Maximum Credit history:



WE STRONGLY RECOMMEND TO ORDER FRESH INVESTIGATION OF THE COMPANY AND TO MONITOR COMPANY SITUATION VIA COFACE MONITORING.

Credit Score:

The Credit Assessment is given as a Credit Score with values from 0 (Insolvency/preliminary/debt regulation proceedings) to 10 (Excellent risk). The Credit Score is based on the probability of default of a company within 12 months.

Credit Score: 6 Acceptable risk



Coface Adjustment: 6 Acceptable risk

Coface may have adjusted the Credit Score in order to reflect experiences (typically late payments) reported by one or more of our Credit Insured clients.

Credit Score contributors:

Cash/Liabilities	●	Balance sheet growth	●
Tangible assets	●	Equity capital	●

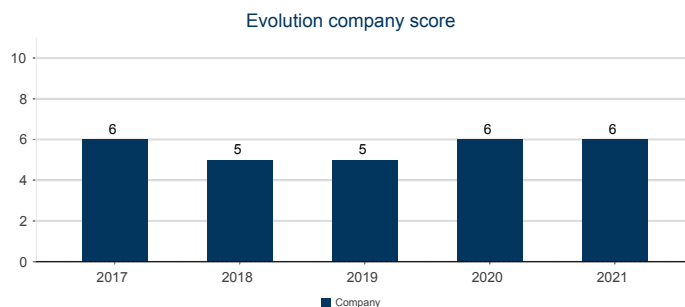
Exact score: 602*

Probability of Default: 0.654 %

Probability of default for Soft Score: 1.209 %

Probability of default for Financial Score: 0.489 %

*3-digit score before calibration

Score history:

Legal Events:

According to available information sources the Company is not in a insolvency/preliminary/debt regulation proceeding.

Further Assessment Information:

Researched company is categorized as a small company.

Company Details

Established:

06.06.2006

Registration:

No. 300574165

06.06.2006

Vilnius State Register, Lithuania

Legal Form:

Limited Liability Company

Registration status:

06.06.2006 - Registered company

Activity status:

06.06.2006 - Active company

Capital:

Nominal capital:

EUR 156.384,00



Management:

Full Name	Function	Address
STAREIKA Mantvydas	Director (signature right)	

Partners / Shareholders:

Full Name	Function	Address	Share equity capital
Compagnie Francaise DAssurance Pour Le Commerce Exterieur (reg No 552 069 791)	Shareholder		100,00% 100 Ordinary shares



Related Companies:

affiliate
COFACE CREDIT MANAGEMENT SERVICES UAB , Lithuania , National ID: 110869817

affiliate
COMPAGNIE FRANCAISE D ASSURANCE POUR LE COMMERCE EXTERIEUR BALTICS FILIALAS , Lithuania , National ID: 300156205

Key Data on Operations



Activities:

NACE
7022 Business and other management consultancy activities

NACE codes given are based on the most recent NACE Revision 2.

The company is active in the Coface sector 'Business and personal services'.

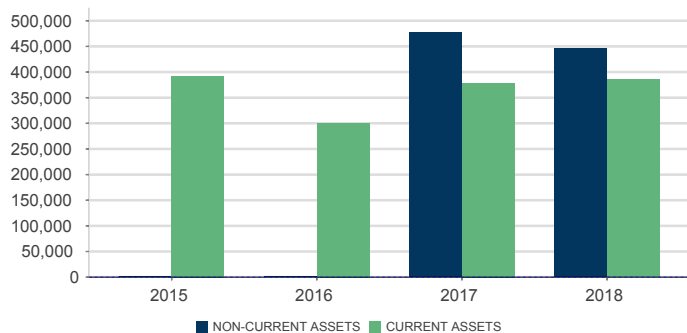


Key Data:

Amounts shown in Euro (EUR)

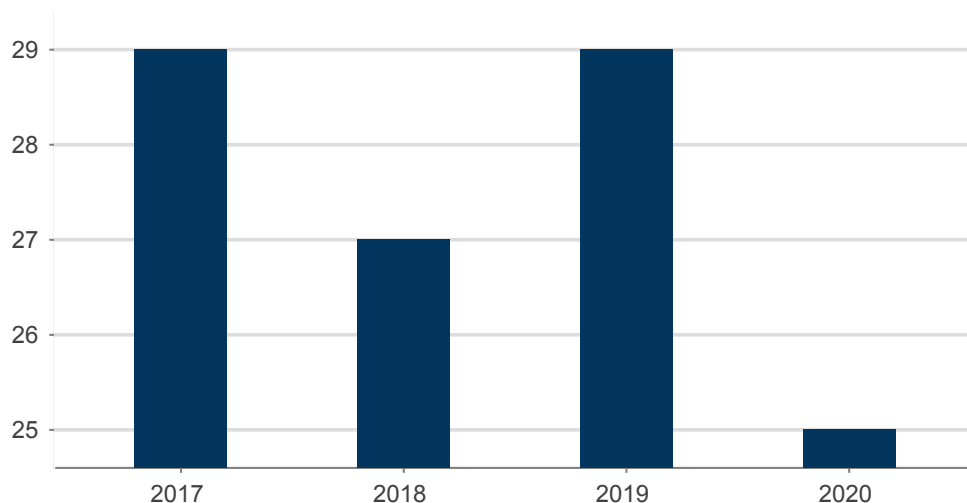
	2018	2017	2016	2015
Turnover	922.821	634.211	397.145	396.737
NON-CURRENT ASSETS	445.537	477.638	1.541	1.399
EQUITY	568.955	293.664	185.087	368.533
Liabilities	262.130	562.530	117.053	25.384
Profit after taxation	275.291	108.589	13.053	196.499
Operating result - profit	319.146	134.009	0	228.486
Operating result - loss	0	0	4.272	0

NON-CURRENT ASSETS / CURRENT ASSETS (EUR)



Workforce:

	2020	2019	2018	2017
Total workforce	25	29 - 31	27 - 29	29 - 31



Motor Vehicles:

	2020
Number of motor vehicles	partly owned / partly rented: 2
Total number of vehicles	2

Branches and other addresses:

Registered office:
Antano Tumeno g. 4
01109 Vilnius
Lithuania

Financial Information

Financials:

Amounts shown in Euro (EUR)

	2018	2017	2016	2015
BALANCE SHEET				

ASSETS								
A.	NON-CURRENT ASSETS	445.537,00	-6,72%	477.638,00	+30.895,33%	1.541,00	+10,15%	1.399,00
I.	INTANGIBLE ASSETS	371.715,00	-6,82%	398.929,00				
1.	Other intangible assets	371.715,00	-6,82%	398.929,00				
II.	TANGIBLE ASSETS	73.822,00	-6,21%	78.709,00	+5.007,66%	1.541,00	+10,15%	1.399,00
1.	Other tangible assets					1.541,00		
B.	CURRENT ASSETS	385.548,00	+1,85%	378.556,00	+25,93%	300.599,00	-23,42%	392.518,00
I.	INVENTORIES, PREPAYMENTS AND CONTRACTS IN PROGRESS	30.482,00	-20,78%	38.480,00				
1.	Inventories	30.482,00	-20,78%	38.480,00				
II.	AMOUNTS RECEIVABLE WITHIN ONE YEAR	71.148,00	-31,02%	103.144,00				
III.	OTHER CURRENT ASSETS	82.487,00	-8,87%	90.520,00	-69,89%	300.599,00	-23,42%	392.518,00
1.	Other current assets					300.599,00	-23,40%	392.429,00
IV.	CASH AND CASH EQUIVALENTS	201.431,00	+37,58%	146.412,00				
	TOTAL ASSETS:	831.085,00	-2,93%	856.194,00	+183,38%	302.140,00	-23,30%	393.917,00

EQUITY AND LIABILITIES								
A.	EQUITY	568.955,00	+93,74%	293.664,00	+58,66%	185.087,00	-49,78%	368.533,00
I.	CAPITAL	156.384,00	0%	156.384,00				
II.	RESERVES	15.639,00	0%	15.639,00				
III.	RETAINED EARNINGS (LOSSES)	396.932,00	+226,31%	121.641,00				
B.	AMOUNTS PAYABLE AND LIABILITIES	262.130,00	-53,40%	562.530,00	+380,58%	117.053,00	+361,13%	25.384,00
I.	CURRENT AMOUNTS PAYABLE AND LIABILITIES	262.130,00	-53,40%	562.530,00	+380,58%	117.053,00	+361,13%	25.384,00
1.	Other amounts payable and current liabilities	262.130,00	-53,40%	562.530,00	+753,68%	65.895,00	+1.625,90%	3.818,00
	TOTAL EQUITY AND LIABILITIES:	831.085,00	-2,93%	856.194,00	+183,38%	302.140,00	-23,30%	393.917,00

PROFIT AND LOSS								
I.	SALES INCOME	922.821,00	+45,51%	634.211,00	+59,69%	397.145,00	+0,10%	396.737,00
II.	COST OF SALES	183.429,00	+19,44%	153.572,00	-3,11%	158.504,00	-5,79%	168.251,00
III.	GROSS PROFIT (LOSS)	739.392,00	+53,84%	480.639,00	+101,41%	238.641,00	+4,44%	228.486,00
IV.	OPERATING COSTS	420.246,00	+21,24%	346.630,00	+42,70%	242.913,00		
1.	General and administrative costs	420.246,00	+21,24%	346.630,00				
V.	OPERATING PROFIT (LOSS)	319.146,00	+138,15%	134.009,00		-4.272,00	-101,87%	228.486,00
VI.	OTHER ACTIVITIES	7.207,00		-2.394,00	-116,72%	14.316,00		
1.	Income					18.656,00		
2.	Expenses					4.340,00		
VII.	FINANCING AND INVESTING ACTIVITIES	-4.562,00	-2.583,53%	-170,00				

1.	Income	-4.562,00	-2.583,53%	-170,00				
VIII.	PROFIT (LOSS) FROM NORMAL ACTIVITIES	321.791,00	+144,81%	131.445,00	+1.208,69%	10.044,00	-95,60%	228.486,00
IX.	PROFIT (LOSS) BEFORE TAX	321.791,00	+144,81%	131.445,00	+1.208,69%	10.044,00	-95,60%	228.486,00
X.	PROFIT TAX	46.500,00	+103,45%	22.856,00	+338,61%	5.211,00	-83,71%	31.987,00
XI.	NET PROFIT (LOSS)	275.291,00	+153,52%	108.589,00	+731,91%	13.053,00	-93,36%	196.499,00

Ratios:

	2018	2017	2016	2015
Return on sales (ROS), in%	34,87	20,73	2,53	57,59
Operating margin, in %	34,58	21,13	-1,08	57,59
Return on equity (ROE), in %	48,39	36,98	7,05	53,32
Current assets turnover	2,39	1,68	1,32	1,01
Working capital	EUR 123.418,00	EUR -183.974,00	EUR 183.546,00	EUR 367.134,00
Leverage	0,68	0,34	0,61	0,94
Current ratio	1,47	0,67	2,57	15,46
Quick ratio	1,35	0,60	-	-
Debt-to-equity ratio	0,46	1,92	0,63	0,07
Equity ratio, in %	68,46	34,30	61,26	93,56
Debt Ratio, in %	31,54	65,70	38,74	6,44

Return on sales (ROS), in%	(Profit after tax / Sales)*100
Operating margin, in %	Operating result / Sales *100
Return on equity (ROE), in %	(Profit after tax / Equity capital)*100
Current assets turnover	Sales income / Current assets
Working capital	Current assets - Current amounts payable and liabilities
Leverage	Long Term Liabilities / Total Equity
Current ratio	(Short-term assets / Short term liabilities)
Quick ratio	[(Short-term assets - Inventory) / Short-term liabilities]
Debt-to-equity ratio	Amounts payable and liabilities / Equity
Equity ratio, in %	(Equity / Total Assets)* 100
Debt Ratio, in %	(Short-term liabilities + Long-term liabilities) / Total Assets *100

Bankers:

SEB BANKAS AB - Account no. LT21 7044 0600 0554 8896

Financial data source:

2018: Financials obtained from an official source
 2017: Financials obtained from an official source
 2016: Financials obtained from an official source
 2015: Financials obtained from an official source

Additional Information

Contact With Company:

The general information of the company was received from the available to us official and information sources.

Codes and Definitions

Credit Assessment

10	Excellent risk
9	Very low risk
8	Low risk
7	Moderate risk
6	Acceptable risk
5	Medium high risk
4	Significant risk
3	High risk
2	Very high risk of insolvency
1	Extremely high risk of insolvency
0	Insolvency/preliminary/debt regulation proceedings
99	Risk assessment currently not possible

Order Details

Order Details:

Customer: TestinisUAB

Order number: 713943

Delivery speed: Immediate

Language: English

The information and/or data provided in this report are subject to the General Terms and Conditions or individual Contract Terms and may be used only for the purpose they have been requested for.

As the recipient of the information report, you are bound by a duty of confidentiality. You shall keep the information included therein strictly confidential, not use it in any way that would bring it into the public domain and avoid its disclosure.

As the recipient of the information report, you undertake to respect and comply with all applicable legislation on personal data protection regarding all personal data which may be contained in this report.

You remain liable to implement all appropriate measures ensuring the protection, safety and confidentiality of the personal data contained in this report and to prevent it from being distorted, damaged or communicated to unauthorized third parties in accordance with the applicable law.

You shall be liable for any of your acts and omissions relating to the above mentioned obligations that result in a breach of personal data protection.

Thank you for using our services. If you have any questions, please get in touch with your usual Customer Service Contact. The information and/or data provided are subject to the general terms and conditions or individual contract terms and may be used only for the purpose they have been requested for.

document id: 713943-12-PO7-2.5.3.0-30412-P2